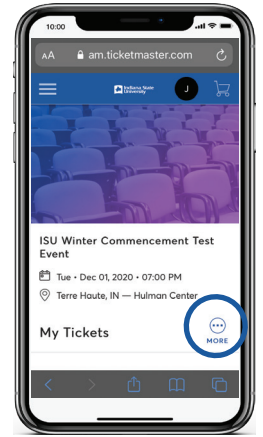
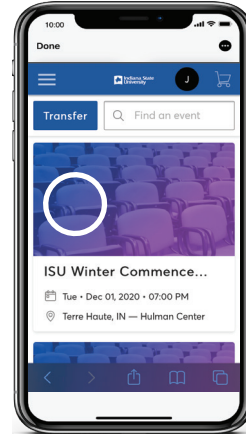

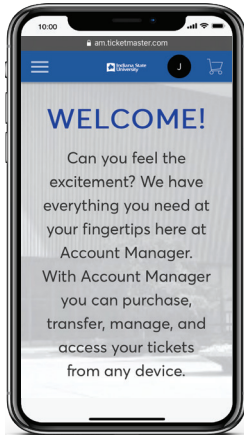
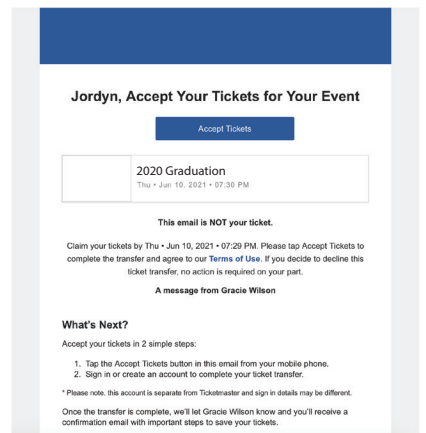
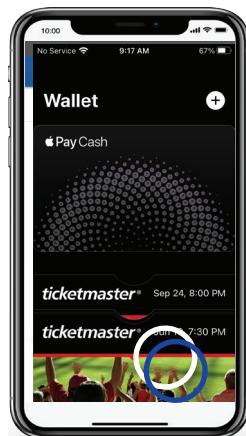
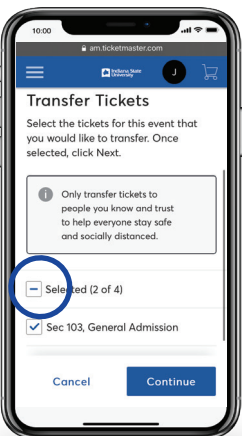
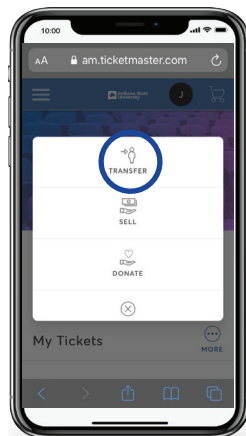


See the easy steps below to transfer your mobile tickets to your guests!



1. To transfer your digital tickets to your guests, first sign in to your MySycamore Account with the email connected to your tickets. Scroll down and click “Manage Tickets” on the home page.
<https://am.ticketmaster.com/indianastate/>

2. Click on the event you would like to access tickets for. Select “More” to find the “Transfer” option.



3. After selecting a ticket to your event, hit the TRANSFER button. Please select what tickets you would like to transfer and hit CONTINUE.

4. Enter the recipient(s) name and email(s) and then hit “Transfer”.

5. Your guest will receive an email from Hulman Center notifying them of their new tickets. They MUST click Accept Tickets and sign in or create an account to access them. **The email is not their ticket.**

PLEASE NOTE: Screenshots are not a valid form of your ticket. You MUST present a barcode via your MySycamore Account or through your Digital Wallet at time of event. See “Guide to Mobile Tickets” to learn how at <https://indianastate.edu/about/engagement/hulmancenter>

Indiana State University Hulman Center Ticket Office

877-ISU-TIXS

200 North 8th Street, Terre Haute, IN 47809

<https://indianastate.edu/about/engagement/hulmancenter>